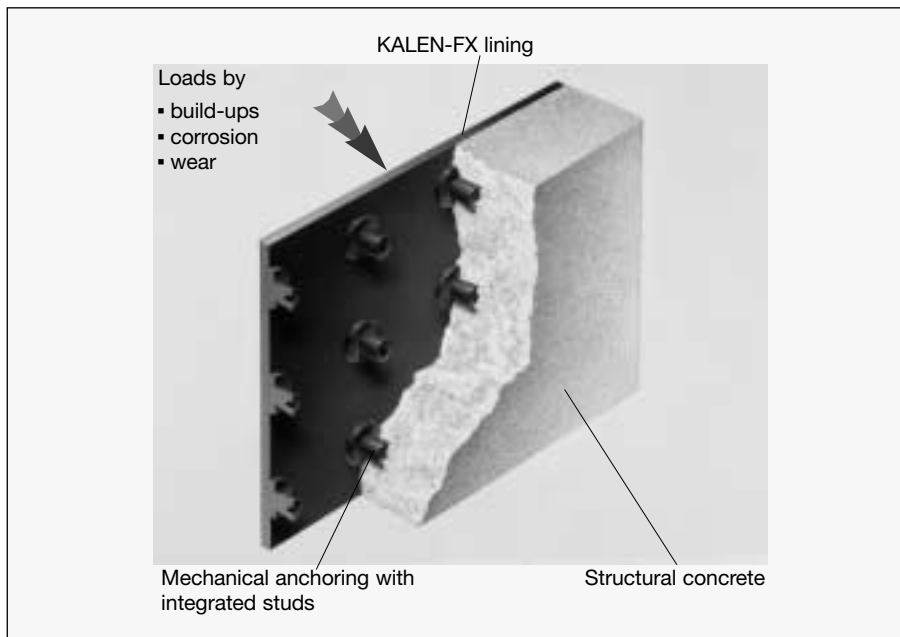


Fast and Reliable Setting...

KALEN-FX, Slide Promotion Plastic Tiles with Integrated Anchoring Studs



KALEN-FX combines the time-proven KALEN plastic tiles with a fast and reliable setting system. KALEN-FX normally consists of polyethylene tiles of high molecular weight (KALEN-1000) at thicknesses between 8 and 15 mm. The back side of the tiles is provided with a defined

number of conically shaped anchoring studs that ensures positive bonding to the concrete. This concrete/plastic bonding has stood the test in industrial applications for more than 20 years all over the world under most difficult conditions.

Highlights:

- excellent sliding properties
- positive locking, load transmitting, secure bonding of concrete and plastic
- compensation for differential expansion between concrete and plastic material
- bridging of concrete cracks
- handles high and low ambient temperatures as well as thermal shocks
- highly impact resistant, accepts high mechanical loads, abrasion resistant
- resistant against corrosion
- quick and simple assembly as permanent form-work

Advanced Setting Technique from Kalenborn: Quick Installation of Slide Promotion Linings that Keep Production Going

1. Set up internal formwork using standard construction.
2. Suspend the KALEN-FX tiles with anchoring studs; with upper tile edge clamped (fig. 1).
3. Connect tiles using the spring connection.
4. Loosely connect the tiles to each other by means of wire loops so that thermal related expansions will be equalized during installation (fig. 2).
5. Introduce reinforcement.
6. Mount external formwork. Minimize spacers. Where these are required, pierce KALEN-FX tiles.
7. Place concrete of standard quality and compact it; allow concrete to harden. Remove internal formwork.

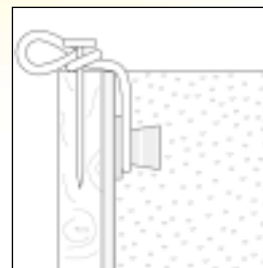


Fig. 1

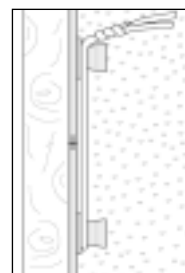


Fig. 2

Systematic Slide Promotion

Selective measures for reducing wall friction in bunkers and silos as well as for avoiding material build-up with linings made of slide promotion materials warrant a safe material flow and, consequently, steady and uninterrupted production. To reach these objectives Kalenborn offers various materials as well as the corresponding installation and fastening techniques.

These include:

- KALEN slide promotion plastic in different qualities
- KALINOX slide promotion steel for good sliding properties and good wear resistance when handling more abrasive bulk materials
- KALCERAM hard ceramics where increased abrasion and material build-up exist as a twofold problem

Appropriate setting and installation are particularly important aspects for slide promotion linings. They depend on the component to be protected and the properties of the selected material. In general, mechanical fastening has proven most successful. Kalenborn has developed a series of specific fastening methods which are considered state-of-the-art by many customers.

Kalenborn Kalprotect

Phone +49(0) 26 45.18-0
Fax +49(0) 26 45.18-112/180 (Exp.)

eMail kalenborn@kalenborn.de
Internet www.kalenborn.de